

Data Image Corporation Investor Conference

DATA IMAGE Corporation 眾福科技股份有限公司

Aug. 25,2026

DATA IMAGE

CREATIVE I INTEGRATED I INNOVATIVE

Participants

President	Phil Yu
Vice President	Vic Huang
Sales Director	Amy Lien
Senior R&D Director	Jackie Yeh
CFO	Danny Yen

Qisda Confidential. © DATA IMAGE Corporation ,all rights reserved

Agenda

1. Company Profile
2. 2026 Q2 Financial Results
3. Business Update and Outlook
4. Q&A

Qisda Confidential. © DATA IMAGE Corporation ,all rights reserved

Safe Harbor Notice

We have made forward-looking statements in the presentation. Our forward-looking statements contain information regarding, among other things, our financial conditions, future expansion plans and business strategies. We have based these forward-looking statements on our current expectations and projections about future events. Although we believe that these expectations and projections are reasonable, such forward-looking statements are inherently subject to risks, uncertainties, and assumptions about us.

We undertake no obligation to publicly update or revise any forward-looking statements whether as a result of new information, future events or otherwise. In light of these risks, uncertainties and assumptions, the forward-looking events might not occur and our actual results could differ materially from those anticipated in these forward-looking statements.

Qisda Confidential. © DATA IMAGE Corporation ,all rights reserved

1.Company Profile

Qisda Confidential. © DATAI MAGE Corporation ,all rights reserved

DATA IMAGE

Data Image Corporation

Expanding Global Manufacturing and Service for Rugged Displays

Company Overview

Year Established 1997

Listed on TWSE 2024
Ticker：3168

Capital NTD 750 M

Employees 610+

Global Presence

Manufacturing Sites
Taiwan・China・Vietnam

Sales & Service
10+ Locations Worldwide

R&D Locations
Taiwan・China

Financial Performance

1H 2026 Revenue
NTD 1.890 B (USD 60M)

1H 2025 Revenue
NTD 1.704 B (USD 53M)

Revenue Growth
+11%

1H 2026 Regional Revenue

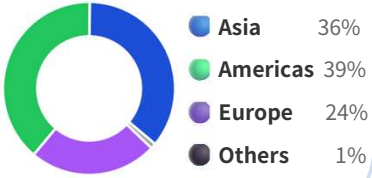

Qisda Confidential. © DATA IMAGE Corporation ,all rights reserved

2. 2026 Q2 Financial Results

Confidential. © DATAI MAGE Corporation ,all rights reserved

Consolidated Statement of Comprehensive Income (Quarterly)

Unit：NT$ Million

	2026 Q2		2025 Q2		YoY amt	YoY g%	2026 Q1		QoQ amt	QoQ g%
Net Sales	**1,020**	**100%**	**887**	**100%**	**133**	**15%**	**870**	**100%**	**150**	**17%**
Cost of Goods Sold	(785)		(667)		(118)		(672)		(113)	
Gross Margin	**235**	**23%**	**220**	**25%**	**15**	**7%**	**198**	**23%**	**37**	**19%**
Operation Expenses	(148)	-15%	(137)	-16%	(11)		(139)	-16%	(9)	
Operation Income	**87**	**8%**	**83**	**9%**	**4**	**5%**	**59**	**7%**	**28**	**47%**
Net non-operating Income	(2)		(11)		9		2		(4)	
Profit before Tax	**85**	**8%**	**72**	**8%**	**13**	**18%**	**61**	**7%**	**24**	**39%**
Net Income	**79**	**8%**	**60**	**7%**	**19**	**32%**	**58**	**7%**	**21**	**36%**
Net income attributable to DI	**62**	**6%**	**46**	**5%**	**16**	**35%**	**45**	**5%**	**17**	**38%**
EPS(NT$)(a)	**$0.83**		**$0.60**		**$0.23**		**$0.60**		**$0.23**	

(a)EPS was calculated based on total weighted-averaged outstanding shares.

Qisda Confidential. © DATA IMAGE Corporation ,all rights reserved

Consolidated Statement of Comprehensive Income (YTD)

Unit：NT$ Million

	2026 1H		2025 1H		YTD YoY	
					amt	g%
Net Sales	**1,890**	**100%**	**1,704**	**100%**	**186**	**11%**
Cost of Goods Sold	(1,456)		(1,276)		(180)	
Gross Margin	**434**	**23%**	**428**	**25%**	**6**	**1%**
Operation Expenses	(288)	-15%	(274)	-16%	(14)	
Operation Income	**146**	**8%**	**154**	**9%**	**(8)**	**-5%**
Net non-operating Income	0		(10)		10	
Profit before Tax	**146**	**8%**	**145**	**9%**	**1**	**1%**
Net Income	**137**	**8%**	**117**	**7%**	**20**	**17%**
Net income attributable to DI	**107**	**6%**	**90**	**5%**	**17**	**19%**
EPS(NT$)(a)	**$1.43**		**$1.16**		**$0.27**	

(a)EPS was calculated based on total weighted-averaged outstanding shares.

Qisda Confidential. © DATA IMAGE Corporation ,all rights reserved

Product applications



Industrial

2026 1H 1,890M	596 M (32%)
2025 1H 1,704M	410 M (24%)



Marine

2026 1H 1,890M	479 M (25%)
2025 1H 1,704M	578 M (34%)



Medical

2026 1H 1,890M	357 M (19%)
2025 1H 1,704M	482 M (28%)



Vehicle

2026 1H 1,890M	356 M (19%)
2025 1H 1,704M	225 M (13%)



Others(Molds and Materials)

2026 1H 1,890M	102 M (5%)
2025 1H 1,704M	9 M (1%)

GM

20% 25% 30%

Qisda Confidential. © DATA IMAGE Corporation ,all rights reserved

Consolidated Balance Sheet Highlights

Unit：NT$ Million

	2026.06.30		2026.03.31		QoQ amt	QoQ g%	2025.06.30		YoY amt	YoY g%
Cash & Equivalent	981	25%	992	27%	(11)	-1%	1,394	36%	(413)	-30%
Accounts Receivable (Including the relaeted parties)	869	22%	724	20%	145	20%	751	19%	118	16%
Inventory	868	22%	776	21%	92	12%	549	14%	319	58%
Property,plant and equipment	784	20%	776	21%	8	1%	748	19%	36	5%
Total assets	3,956	100%	3,716	100%	240	6%	3,882	100%	74	2%
Accounts Payable	579	15%	490	13%	89	18%	466	12%	113	24%
Current liabilities	1,466	37%	1,308	35%	158	12%	1,324	34%	142	11%
Non-current liabilities	61	2%	65	2%	(4)	-6%	75	2%	(14)	-19%
Equity	2,429	61%	2,342	63%	87	4%	2,483	64%	(54)	-2%

Qisda Confidential. © DATA IMAGE Corporation ,all rights reserved

Key Financial Ratios (Consolidated)

	2026.06.30	2025.12.31	2025.06.30
AR Turnover(Days)	78	77	78
Inventory Turnover(Days)	97	86	78
AP Turnover(Days)	70	67	64
Cash Conversion Cycle(Days)	105	96	92
Current ratio	193%	244%	209%
ROE(annualized)(a)	11%	9%	9%

(a)Annualized net income/Average total equity

Qisda Confidential. © DATA IMAGE Corporation ,all rights reserved

3. Business Update and Outlook

Qisda Confidential. © DATAI MAGE Corporation ,all rights reserved

Product Development Direction

DATA IMAGE

Outdoor / Rugged / Weather-Resistant Display Modules + **• Horizontal Expansion**

Vertical Integration • Professional Display Solutions

Industrial

Industrial Control / System Integration



- Open-Frame Monitor
- All-Weather Touch Function
- Zone Dimming

Marine

Marine Navigation / Professional Maritime



- Optical Bonding Advantages
- Marine Waterproof Touch Technology

Vehicle

Special Vehicles / System Integration



- Embedded MCU Platform
- HMI System Integration

Medical

Professional Healthcare / Advanced Technology



- Establish Imaging Technology Advantages
- Provide System Integration Solutions
- Expand Product Lines
- Deepen AI Strategic Alliances

Marine FPD-Link Connectivity Technology • Cross-Platform Sharing **Vehicle**

Qisda

Confidential. © DATAI MAGE Corporation ,all rights reserved

Core Technology Capabilities

Supporting material processes and system integration technologies that enhance display performance across four key application areas

Professional Coating | Optical Bonding | Local Dimming | All-Weather Durability






Leveraging Optical Bonding, Advanced Touch Technology, and System Integration as Our Core Strengths to Expand into Outdoor, Rugged, and Professional Display Module Systems







Embedded MCU System Integration | Touch Heat Dissipation Solutions | FPD-Link Display Module Connectivity | Contactless Touch Control

Qisda Confidential. © DATA IMAGE Corporation ,all rights reserved

Product Performance and Future Outlook

Marine

Marine Navigation /
Professional Maritime





- **New Marine Products:** **An integrated FPD-Link solution is currently undergoing customer sample validation.**
- **New Marine Instrument Products:** **The sonar fish finder, developed in collaboration with the Group, has begun shipments. Meanwhile, development of the next-generation AI-powered sonar fish finder has been initiated.**

Qisda Confidential. © DATA IMAGE Corporation ,all rights reserved

Vehicle

Special Vehicles





- **All-Terrain Vehicle (ATV) Instrument Cluster:** **The new product has passed customer qualification and is scheduled for mass production in Q4 2026.**
- **Industrial Innovation Platform Program:** **Developing an intelligent instrument cluster for special-purpose vehicles; samples are currently undergoing validation.**

Qisda Confidential. © DATA IMAGE Corporation ,all rights reserved

Industrial

Industrial Control

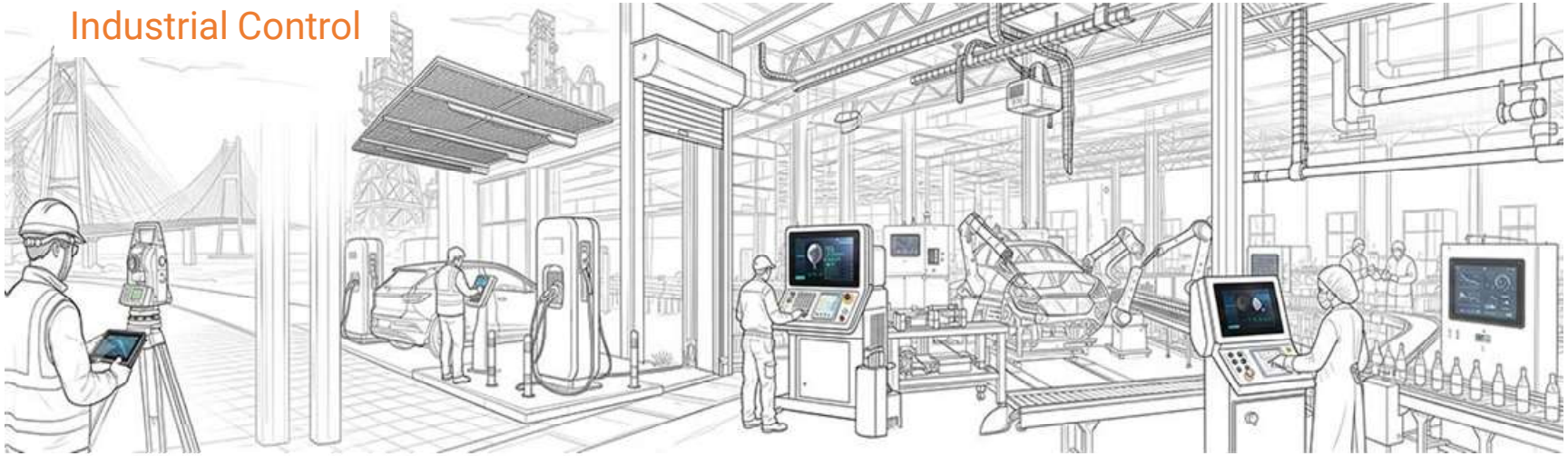



- **Key Product Models Ramping Up:** The 27-inch large-size displays for U.S. gas pumps are expected to be a key revenue growth driver this year.
- **Platform Information Displays:** The 43”–65” models are scheduled to begin mass shipments in Q4.
- **EV Fast Charging Stations:** Featuring 15”–32” displays for HMI operation, advertising playback, and equipment status monitoring; initial shipments have commenced.

Qisda Confidential. © DATA IMAGE Corporation ,all rights reserved

Medical

Professional Healthcare

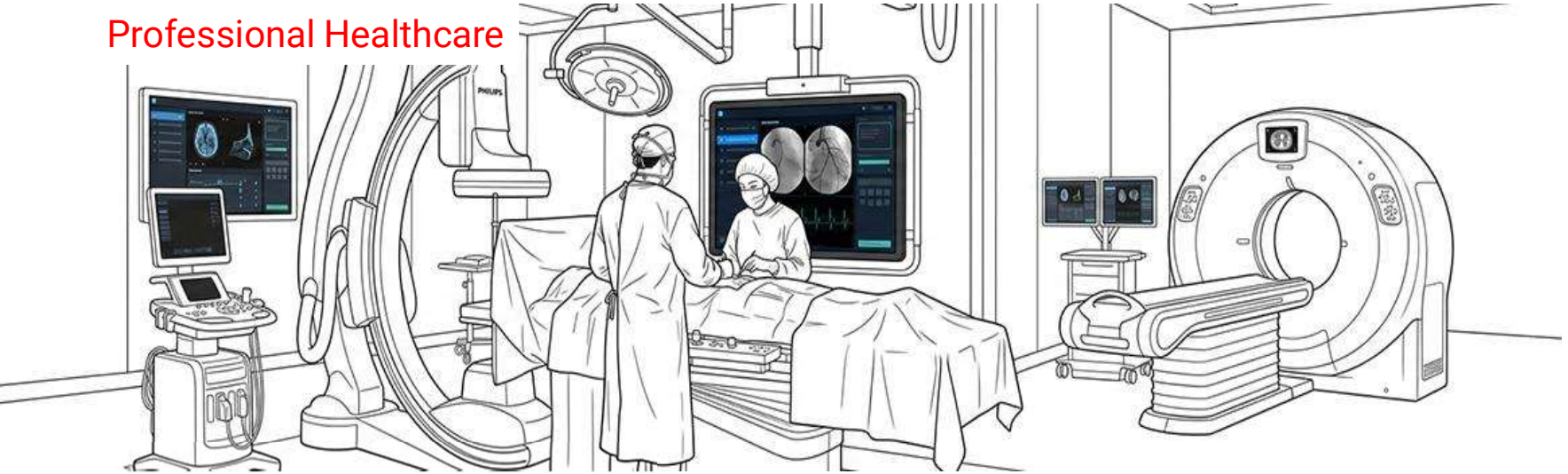



- **New Product Mass Production & Shipment：The 27” OLED ultrasound display has entered mass production, with shipment volumes gradually increasing.**
- **Key Models Ramp-Up：Shipments of the 55” and 65” operating room displays are expected to grow by 100% year-over-year.**
- **Advanced Project Development：Closely collaborating with customers on next-generation ultrasound displays. If the project is successfully secured in 2H, it is expected to contribute to revenue in 2027.**

Qisda Confidential. © DATA IMAGE Corporation ,all rights reserved

Q&A

Q1 What is the Company's outlook for the second half of 2026 and 2027 ?

A: Several new products are scheduled to enter mass production and begin shipment in the second half of 2026. Based on current orders, second-half performance is expected to exceed the first half. In 2027, the Company will focus on high-value-added and differentiated products, optimize its product mix, reduce costs, and improve manufacturing efficiency to enhance profitability.

Q2 Which product categories are expected to drive growth in the second half of 2026 ?

A: The marine segment is expected to be the primary growth driver, supported by seasonal demand and recent order intake. Industrial control products are expected to follow, driven by demand for large-format fuel dispenser and EV charger displays.

Q3 How will the Company improve its gross margin?

A: The operating expense ratio is approximately 16% and is expected to remain at a similar level this year. With all equipment for the Vietnam plant purchased last year, no significant capital expenditure is planned. In addition, the Company is upgrading and automating production equipment at the Suzhou plant to reduce manpower requirements, improve production efficiency, enhance competitiveness, and ultimately improve profitability.

Q4 How will the Company improve its gross margin ?

A: The Company is upgrading and automating production equipment at its Suzhou plant to reduce manpower requirements and improve manufacturing efficiency and profitability. With equipment investment at the Vietnam plant completed last year, no significant additional capital expenditure is planned there.

Q5 Can FPD-Link improve ASP and gross margin? What are its benefits?

A: ASP and gross margin? What are its benefits?

FPD-Link solutions can increase average selling prices (ASP) and are expected to improve gross margins through enhanced product value and functionality. The APLink streaming solution also helps customers reduce manufacturing and wiring costs while improving system efficiency. Its technical advantages create opportunities for future applications and business expansion.

Qisda Confidential. © DATA IMAGE Corporation ,all rights reserved

Q&A

Q6 Is the Company expanding into new areas within the specialty display market?

A: The Company continues to focus on rugged and weather-resistant displays while developing smart display technologies through FPD-Link and STM32-based applications. New applications include EV charging station displays, fuel dispenser advertising displays, and railway information systems. The Company is also collaborating with group companies to integrate AI-based fish recognition into fish finder products, creating new market opportunities.

Q7 What is the current progress of the Company's drone business?

A: The Company focuses on developing and supplying ground control equipment for drones, while the Group is developing agricultural drone platforms and applications. The Company has received inquiries from multiple industries and will continue investing resources to accelerate business development.

Q8 What materials are being stocked and for what purposes?

A: Inventory buildup mainly focuses on ICs and passive components for key product lines. Due to semiconductor supply constraints, lead times for some industrial control components can reach one year. To ensure supply stability, the Company has planned material requirements for the first and second quarters of next year to support future orders and revenue growth

Qisda Confidential. © DATA IMAGE Corporation ,all rights reserved

Thank You



We Think Outdoor . We Are Rugged

Qisda Confidential. © DATA IMAGE Corporation ,all rights reserved
DATA IMAGE Corporation H.Q. 30F., No.93, Sec. 1, Xintai 5th Rd., Xizhi Dist., New Taipei City 221, Taiwan, TEL: +886-2-2697-6808 FAX: +886-2-2697-5808